

Budker Institute of Nuclear Physics

BINP 97-97
December 1997

Tail of Gravitational Radiation and Coulomb Final-State Interaction

I.B. Khriplovich¹ and A.A. Pomeransky²

Budker Institute of Nuclear Physics
630090 Novosibirsk, Russia

Abstract

We present a simple intuitive derivation of the corrections to the intensity of gravitational radiation due to the so-called tail effect.

¹khriplovich@inp.nsk.su

²pomeransky@inp.nsk.su

A special correction to the radiation intensity due to the so-called tail of radiation in gravitating systems, was pointed out long ago [1]. The effect was discussed afterwards in many articles, all corresponding references being too numerous to be presented in this short note. In particular, it was recognized that the phenomenon is due in fact to the gravitational attraction in the final state between the emitted radiation and emitting system. Still, in our opinion a simple picture of the effect is lacking up to now. Especially mysterious looks the dependence of the correction on v/c . As distinct from usual relativistic corrections, which contain only even powers of c^{-1} , this one starts with c^{-3} .

We present here an explanation of the effect based on its close analogy with the Coulomb final-state interaction. It is well-known (see for instance the textbook [2]) that the Coulomb final-state attraction between the particles modifies the probability by a factor

$$\frac{\xi}{1 - \exp(-\xi)}, \quad (1)$$

where

$$\xi = \frac{2\pi Z_1 Z_2 e^2}{\hbar v}, \quad (2)$$

and $Z_1 e$ and $Z_2(-e)$ are the charges of the respective particles, v is their relative velocity. As an example one can consider the neutron β -decay with the Coulomb interaction between the electron and proton in final state (see Fig. 1, where the dashed line refers to the multiple Coulomb exchange).

Let us consider now the process we are interested in, that of the graviton emission. It can be presented by a similar diagram, Fig. 2, where the dashed line refers to the final-state gravitational attraction between the emitted graviton (wavy line) and the system itself. There is an obvious analogy with the previous process. The correspondence is as follows:

$$v \rightarrow c, \quad Z_1 Z_2 e^2 \rightarrow 2kM\mu.$$

Here k is the Newton gravitational constant, M is the mass of the radiating system, $\mu = \hbar\omega/c^2$ is the gravitating mass of emitted radiation, ω being its frequency. The overall factor 2 accounts for the well-known fact that the gravitational attraction for a massless particle is twice as large as that for a massive nonrelativistic one. So, in the gravitational problem we are interested in, the tail effect is described by the same formula (1) where now

$$\xi = \frac{4\pi k M \omega}{c^3}. \quad (3)$$

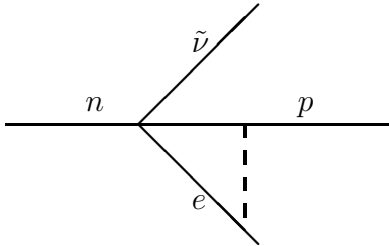


Fig. 1. Coulomb correction to β -decay.

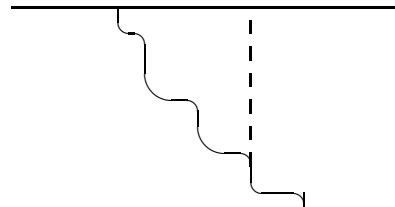


Fig. 2. Newton correction to graviton emission.

We wish to emphasize that both corrections due to the final-state interaction, the usual Coulomb correction and the gravitational "Newton" one, we are interested in here, are of a universal nature in the following sense. Both enter as an overall factor at the probability or intensity calculated without them.

To first order in ξ the relative final-state correction to the radiation intensity is

$$\frac{2\pi k M \omega}{c^3}, \quad (4)$$

in agreement with the original result [3–5]. For the dipole electromagnetic radiation its frequency ω coincides with the revolution frequency ω_0 . For the quadrupole gravitational radiation $\omega = 2\omega_0$.

Obviously, one can obtain corrections of higher order in ξ , just expanding formula (1). In particular, we reproduce easily the next-order correction derived originally in [6]:

$$\frac{1}{3} \left(\frac{4\pi k M \omega_0}{c^3} \right)^2. \quad (5)$$

Since the wavelength of radiation by a nonrelativistic system is large as compared to the size of the system, in a two-body problem M is nothing but the sum of the masses of components:

$$M = m_1 + m_2.$$

Thus, parameter ξ in a two-body problem becomes

$$\frac{4\pi k (m_1 + m_2) \omega_0}{c^3}. \quad (6)$$

One may wonder about the contributions to the intensity of radiation due to diagrams different from Fig. 2. The question is conveniently discussed in the case of a two-body problem. The diagram presented in Fig. 3, where the graviton interacts with two g_{00} lines, Newton ones, is in fact taken care of in the standard transformation to the quadrupole formula when starting from the spatial components of the stress-energy tensor T_{mn} ($m, n = 1, 2, 3$) which are the true source of the emitted graviton. Analogously, diagram of the type Fig. 4, with dotted line corresponding to the propagation of g_{0n} field, is accounted for by usual relativistic corrections to the simple quadrupole formula. All other diagrams either cancel or generate corrections of higher order in $1/c$.

We are grateful to R.A. Sen'kov for useful discussions and to B.S. DeWitt for the advice to publish this note.

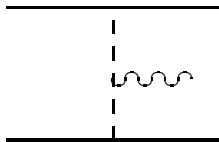


Fig. 3. Diagram with graviton emission from two g_{00} , Newton, lines.

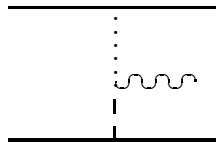


Fig. 4. Diagram with graviton emission from g_{00} and g_{0n} (dotted line) lines.

References

- [1] B.S. DeWitt and R.W. Brehme, *Ann.Phys.* **9**, 220 (1960)
- [2] L.D. Landau and E.M. Lifshitz, *Quantum Mechanics*, Pergamon Press, London – Paris (1958), pp. 422, 439; Nauka, Moscow (1989), pp. 658, 694.
- [3] E. Poisson, *Phys.Rev.D* **47**, 1497 (1993)
- [4] L. Blanchet and G. Schäfer, *Class. Quantum Grav.* **10**, 2699 (1993)
- [5] A.G. Wiseman, *Phys.Rev.D* **48**, 4757 (1993)
- [6] H. Tagoshi and M. Sasaki, *Prog.Theor.Phys.* **92**, 745 (1994)