

# Part Number System



## Part Number System for Snap in/Lug

1	2	3	4	5	6	7	8	9	10	11	12	13	14	15	16	17	18	19	20	21
---	---	---	---	---	---	---	---	---	----	----	----	----	----	----	----	----	----	----	----	----

E	C	S		1	C	B	W	8	2	2	M	V	N	2	2	0	0	2	5	V	•
Capacitor Type Code	Terminal Type Code		Rated Voltage Code(V)		Series Code		Capacitance Code (μF)			Capacitance Tolerance Code (%)	Lead Form Code	Dimension Code						Sleeve Code		Customer Special Requirements Code	
EC= Electrolytic Capacitor	Snap in	S	10	1A	CD291	PE	0.1		0R1	+20	A	LA	22x25		220025		PET	E			
			16	1C	CD292	PF	0.22		R22	-8		LB	25x35		250035		PVC	V			
			18-20	1D	CD293	BZ	0.33		R33	+20	C	LP	30x30		300030						
	Lug	L	25	1E	CD294	BW	0.47		R47	-3		VN	35x50		350050						
			35	1V	CD295	BC	1		010	+30	F	SA									
			40	1G	CD295S	BS	2.2		2R2	0		LI									
			50	1H	CD296	KC	3.3		3R3	+20	H	VA									
			63	1J	CD296L	FL	4.7		4R7	-5		VB									
			80	1K	CD297	BB	10		100	+10	K	HD									
			100	2A	CD299	PG	22		220	-10		FT									
			110	A2	CD29C	QC	33		330	+15	L	RW									
			120	28	CD29D	HR	47		470	-15		LW									
			125	1B	CD29E	QE	68		680	+20	M	PC									
			140	B2	CD29F	CF	82		820	-20		HX									
			160	2C	CD29G	BA	100		101	+30	Q	PD									
			180	2K	CD29H	QH	120		121	-10		HG									
			203	2D	CD29L	QL	150		151	+20	R	PW									
			230	E2	CD29S	PJ	180		181	0											
			220	2T	CD29U	CU	220		221	+50	S										
			250	2 E	CDPC	FC	330		331	-20											
			275	2I	CDIN	KT	470		471	+50	T										
			280	L2	CD60	QD	560		561	-10											
			300	2L	CD17	HS	680		681	+75	U										
			315	2F			820		821	-10											
			330	2U			1000		102	+20	V										
			350	2V			1500		152	-10											
			360	2N			2200		222	+100	P										
			385	2J			4700		472	0											
			400	2G			5600		562												
			415	2P			6800		682												
			420	2X			10000		103												
			450	2W			22000		223												
			470	2M			33000		333												
			500	2H			68000		683												
			550	2Y																	
			575	2Z																	
			600	2S																	
			630	J2																	

### Note 1:

- 1.The number from 14<sup>th</sup> to 16<sup>th</sup> defines the diameter of capacitor.
- 2.The 14<sup>th</sup> number is the tenth digit.
- 3.The 15<sup>th</sup> number is the single digit.
- 4.The 16<sup>th</sup> number is on the right of the floatpoint.

### Note2:

- 1 .The number from 17<sup>th</sup> to 19<sup>th</sup> defines the high of capacitor.
- 2.The 17<sup>th</sup> number is the hundredth digit.
- 3.The 18<sup>th</sup> number is the tenth digit.
- 4.The 19<sup>th</sup> number is the single digit.

### For example:

CD296 16V6800μF ±20% VN 22\*25 PVC

Code: ECS1CKC682MVN220025V

## Lug/Snap-in Terminal Code

<p>VN-Type</p>	<p>Unit:mm</p> <p>Terminal Dimensions</p>
<p>LP-Type</p>	<p>Unit:mm</p> <p>Terminal Dimensions</p>
<p>LB-Type</p>	<p>Unit:mm</p> <p>Terminal Dimensions</p>
<p>LA-Type</p>	<p>Unit:mm</p> <p>Terminal Dimensions</p>
<p>VA-Type <math>D\geq 35\text{mm}</math></p>	<p>Unit:mm</p> <p>Terminal Dimensions</p>

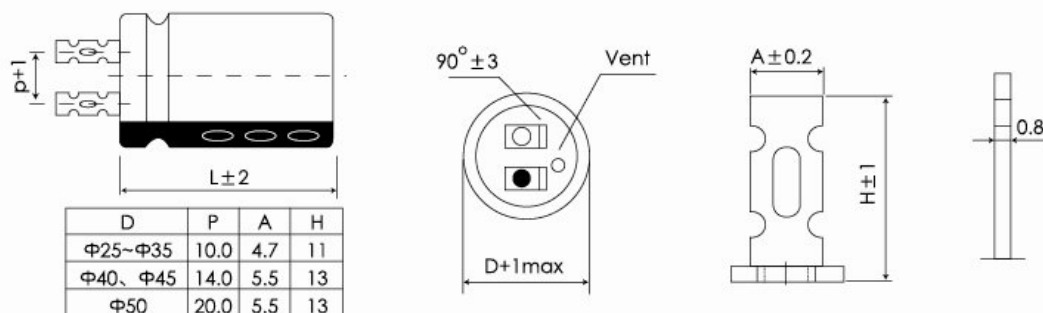
## Lug/Snap-in Terminal Code

<p>VB-Type <math>D \geq 35\text{mm}</math></p>		<p>Unit:mm</p>
<p>LI-Type <math>D=30, 35\text{mm}</math></p>		<p>Unit:mm</p>
<p>SA-Type</p>		<p>Unit:mm</p>
<p>LW-Type <math>D=22 \sim 25\text{mm}</math></p>		<p>Unit:mm</p>
<p>RW-Type <math>D=22 \sim 25\text{mm}</math></p>		<p>Unit:mm</p>

## Lug/Snap-in Terminal Code

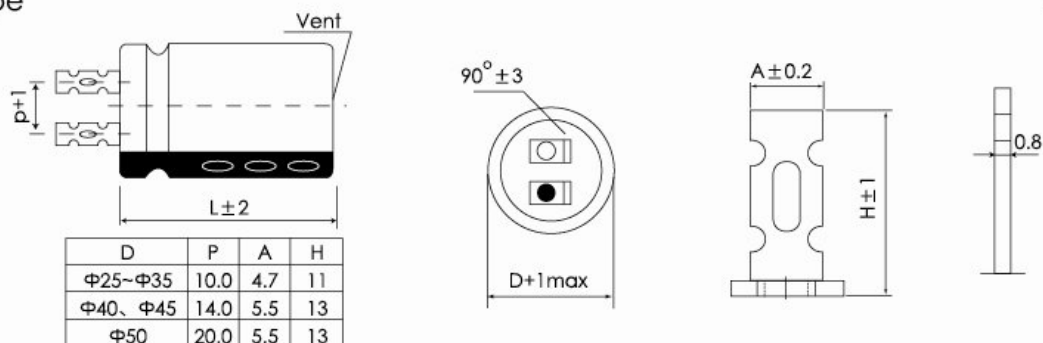
FT-Type

Unit:mm



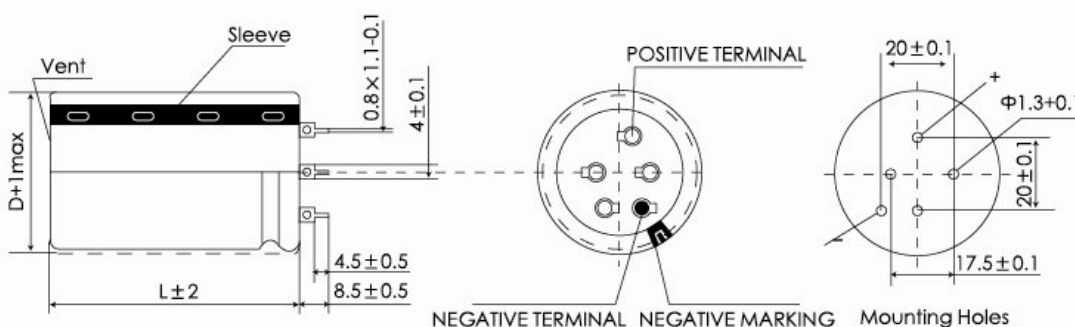
HD-Type

Unit:mm



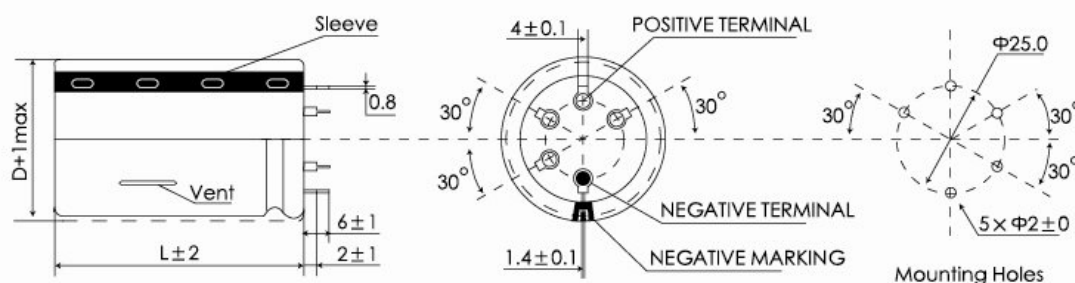
PC-Type D=40mm

Unit:mm



PD-Type  $D \geq 40\text{mm}$

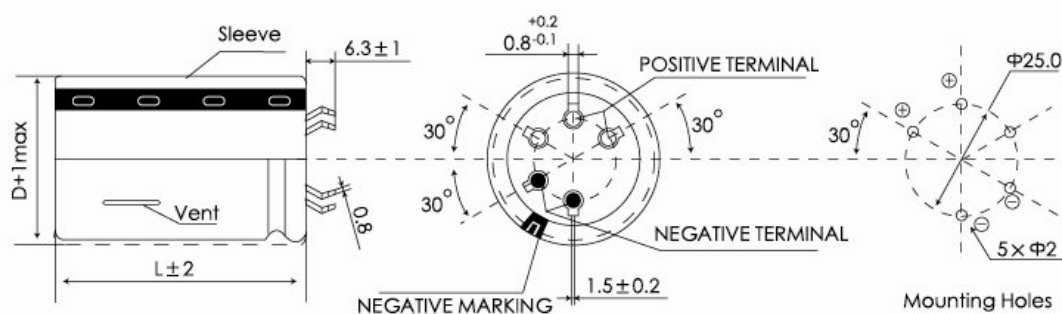
Unit:mm



## Lug/Snap-in Terminal Code

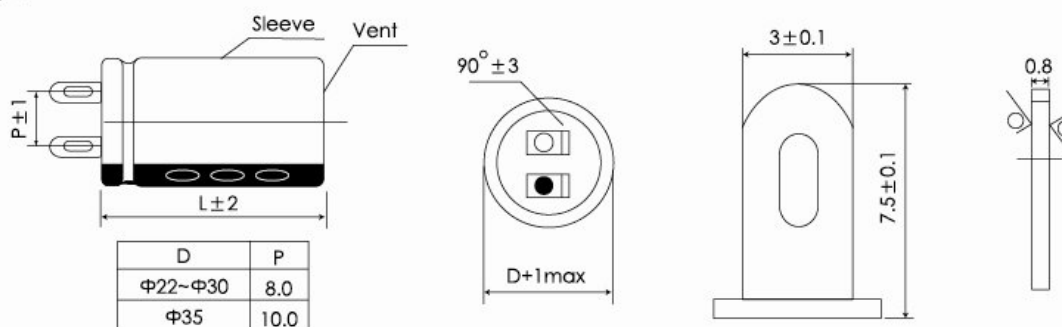
PW-Type D=45, 50mm

Unit:mm



HX-Type

Unit:mm



HG-Type

Unit:mm

