



## ***Next Step***

### **2019 Year 12 completers survey**

Post-school destinations of Year 12 completers from 2018

## **Kairos Community College**



**Queensland  
Government**

## Introduction

This report is to inform the community about Year 12 completers' transitions into further education, training and employment.

This information is useful for:

- reviewing programs and services, such as subject offerings, career advice and links with employers and tertiary institutions
- reporting to parents through newsletters, annual reports and the school website.

The results are from the Department of Education's *Next Step — Year 12 Completers* survey. The survey is conducted six months after the end of each school year when students will have accepted tertiary education places. Students who completed Year 12 in 2018 at a State, Catholic or Independent school, or TAFE secondary college in Queensland are included.

Post-school destinations are influenced by the transitioning environment, which can limit the options available to young people. Low response rates may not give an accurate summary of the cohort's destinations.



### Find out more

For more information on the survey, including regional and statewide reports, visit the *Next Step* website [www.qld.gov.au/nextstep](http://www.qld.gov.au/nextstep). Regional and statewide reports will be available from October 2019.

## Survey response rate



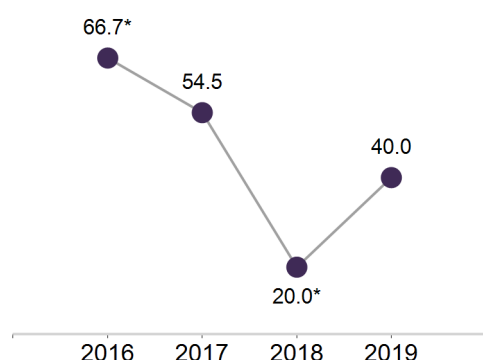
**40.0%** (6 out of 15 Year 12 completers)



Decreased by 26.7 percentage points since 2016.

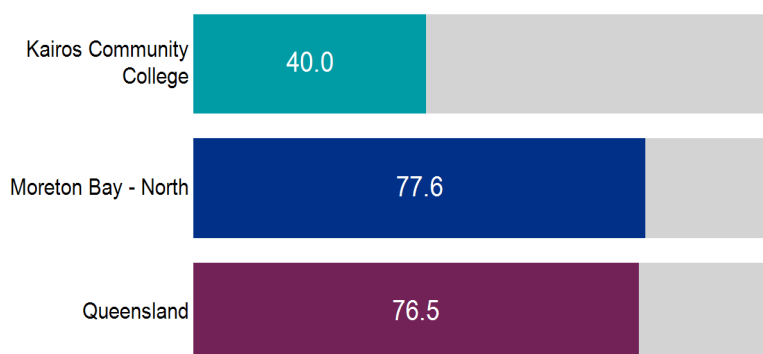
*Due to the low response rate, care should be taken interpreting these results.*

### Response rate over time



\* less than 5 respondents. Data withheld for these years throughout the report. Only years with Year 12 completers shown.

### School's response rate compared with SA4 region and state

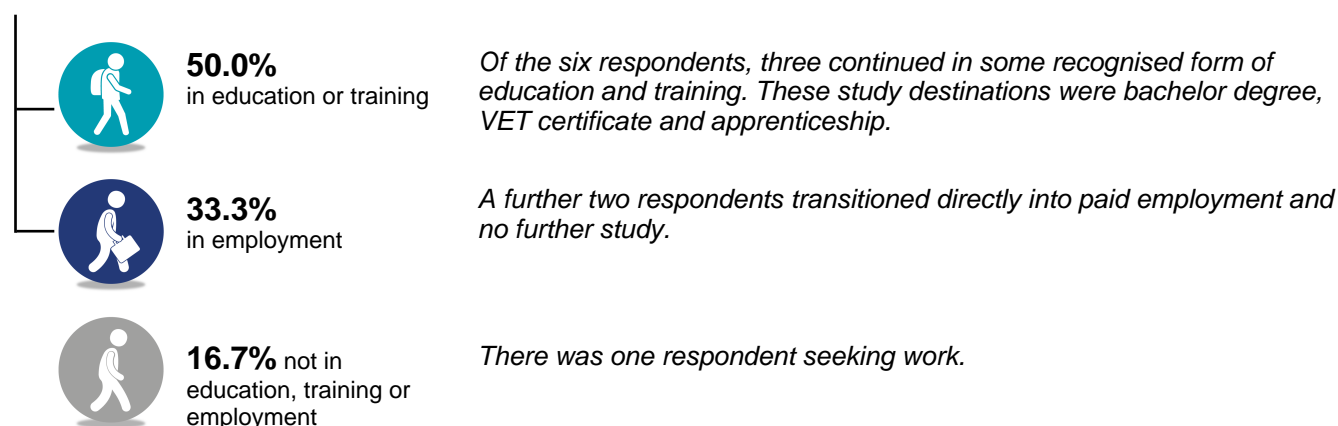


## Post-school engagement

Year 12 completers from Kairos Community College have been categorised by their engagement in education and training, or employment. Survey respondents who are both working and studying are included in education and training. Apprentices and trainees are required to undertake a study component to their qualification so are also considered to be in education and training.

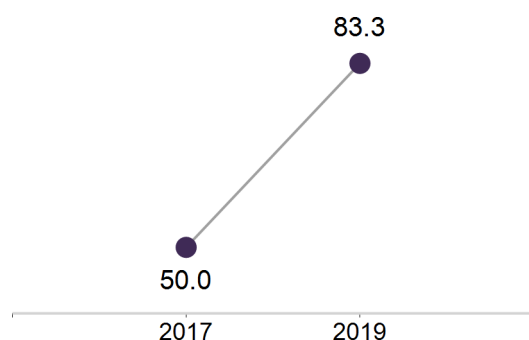
### Engagement in education, training or employment

**83.3%** engaged in education, training or employment

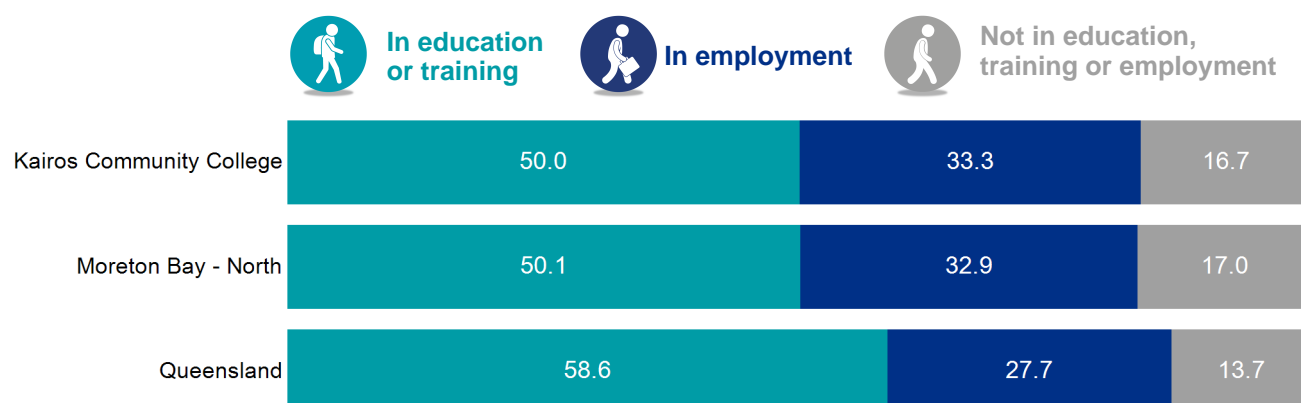


### Engagement in education, training or employment over time

Increased by 33.3 percentage points since 2017



### How does your school compare?



## Main Destination

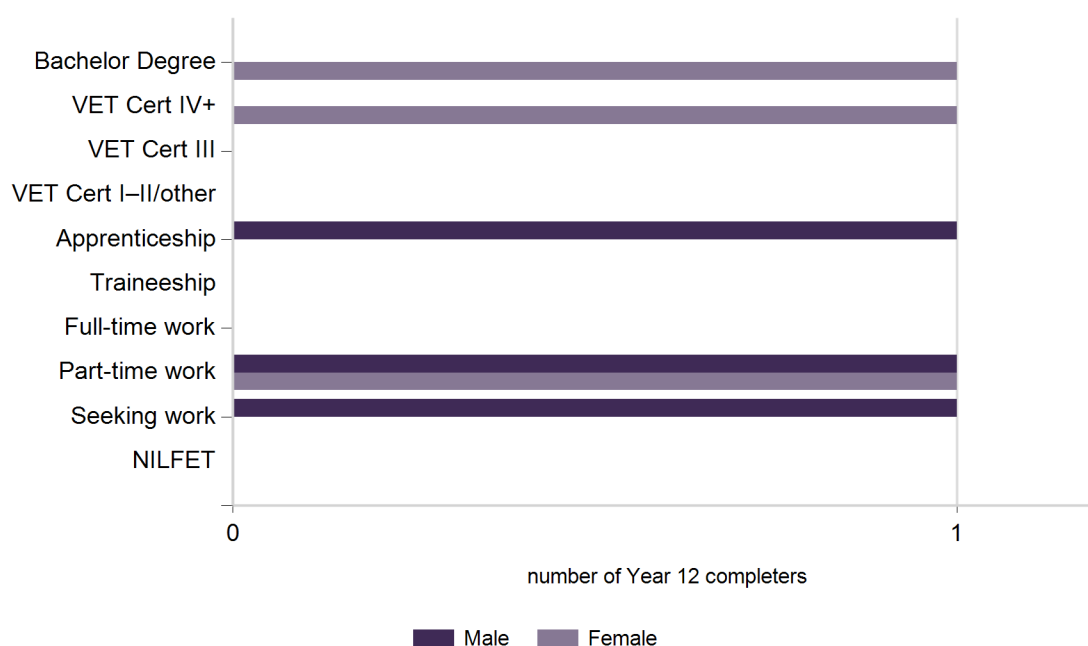
Post-school destinations of survey respondents from Kairos Community College in 2019.

All Year 12 completers were assigned to a main destination. This categorisation system prioritises education-related destinations over other destinations. For example, Year 12 completers who were both studying and working are reported as studying for their main destination.

No respondents deferred a tertiary offer.

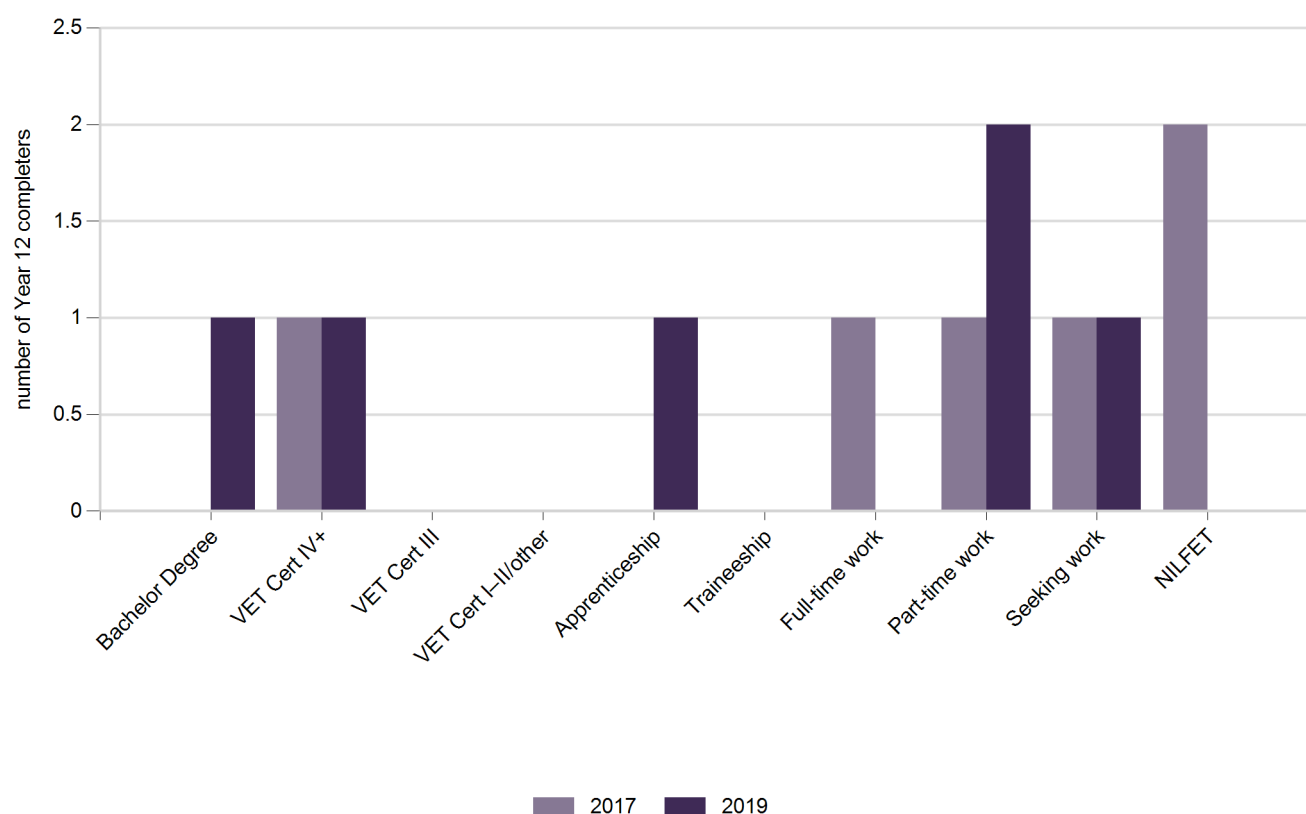
### Main Destination by sex

Main Destination	Male	Female	Total
	number	number	number
Bachelor Degree	0	1	1
VET Certificate IV+	0	1	1
VET Certificate III	0	0	0
VET Certificate I–II/other	0	0	0
Apprenticeship	1	0	1
Traineeship	0	0	0
Full-time employment	0	0	0
Part-time employment	1	1	2
Seeking work	1	0	1
NILFET	0	0	0
<i>Total</i>	3	3	6



## Main Destinations over time

Main Destination	2015		2016		2017		2018		2019	
	no.	%	no.	%	no.	%	no.	%	no.	%
Bachelor Degree	NA	NA	DW	DW	0	0.0	DW	DW	1	16.7
VET Certificate IV+	NA	NA	DW	DW	1	16.7	DW	DW	1	16.7
VET Certificate III	NA	NA	DW	DW	0	0.0	DW	DW	0	0.0
VET Certificate I–II/other	NA	NA	DW	DW	0	0.0	DW	DW	0	0.0
Apprenticeship	NA	NA	DW	DW	0	0.0	DW	DW	1	16.7
Traineeship	NA	NA	DW	DW	0	0.0	DW	DW	0	0.0
Full-time employment	NA	NA	DW	DW	1	16.7	DW	DW	0	0.0
Part-time employment	NA	NA	DW	DW	1	16.7	DW	DW	2	33.3
Seeking work	NA	NA	DW	DW	1	16.7	DW	DW	1	16.7
NILFET	NA	NA	DW	DW	2	33.3	DW	DW	0	0.0
<i>Total</i>	<i>0</i>	<i>100.0</i>	<i>2</i>	<i>100.0</i>	<i>6</i>	<i>100.0</i>	<i>1</i>	<i>100.0</i>	<i>6</i>	<i>100.0</i>



## Main Destinations of subgroups

### Main Destination for students who completed a VET qualification in school (VETiS)

There were 3 respondents who completed a VETiS.

Main Destination	VET	non-VET	Total
	number	number	number
Bachelor Degree	1	0	1
VET Certificate IV+	1	0	1
VET Certificate III	0	0	0
VET Certificate I–II/other	0	0	0
Apprenticeship	0	1	1
Traineeship	0	0	0
Full-time employment	0	0	0
Part-time employment	1	1	2
Seeking work	0	1	1
NILFET	0	0	0
<i>Total</i>	3	3	6

### Main Destination for students who participated in a school-based apprenticeship or traineeship (SAT)

There were 3 respondents who participated in a SAT.

Main Destination	SAT	non-SAT	Total
	number	number	number
Bachelor Degree	1	0	1
VET Certificate IV+	0	1	1
VET Certificate III	0	0	0
VET Certificate I–II/other	0	0	0
Apprenticeship	1	0	1
Traineeship	0	0	0
Full-time employment	0	0	0
Part-time employment	1	1	2
Seeking work	0	1	1
NILFET	0	0	0
<i>Total</i>	3	3	6

### Main Destination for students who received an OP or IBD

There were no respondents who received an OP or IBD.

### Main Destination for Aboriginal and Torres Strait Islander students

There were no respondents who identified as Aboriginal and Torres Strait Islander.

## Education and Training

This section examines the education and training destinations and includes Bachelor Degree, VET Certificate IV+, VET Certificate III, VET Certificate I-II/other, Apprenticeship and Traineeship main destinations.



# 50.0%

3 out of 6 Year 12 completers from Kairos Community College continued in education or training in 2019.

### What are they studying?

#### Study field (broad)

Study Field	Total
	number
Architecture And Building	1
Creative Arts	1
Management And Commerce	1
<i>Total</i>	3

Field of study categories based on the *Australian Standard Classification of Education*.

#### Study field (narrow)

Study Field	Total
	number
Building	1
Communication and Media Studies	1
Tourism	1
<i>Total</i>	3

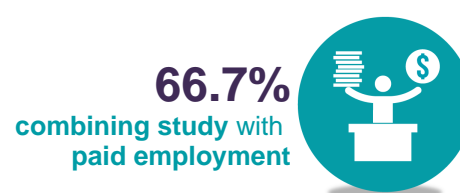
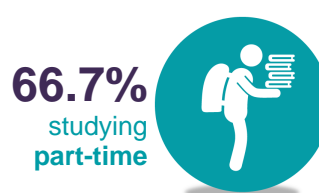
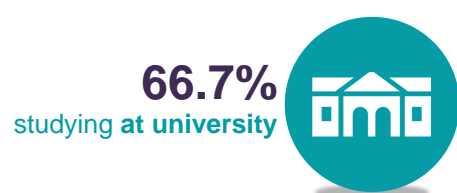
Field of study categories based on the *Australian Standard Classification of Education*.

## Where are they studying?

### Study institution

Institution Name	Total
	number
Other institution	1
Griffith University	1
Southern Cross University	1
<i>Total</i>	3

## How are they studying?



## Not in Education or Training

There were **3** respondents not participating in further education or training at the time of the survey.



## Employment

This section examines the labour market outcomes for Year 12 completers from Kairos Community College.



# 66.7%

4 out of 6 Year 12 completers were in paid employment in 2019. This figure includes 2 who were only working and 2 who were both working and studying.

### What jobs are they doing?

#### Occupation

Occupational unit group	Total
	number
Carpenters and Joiners	1
Freight and Furniture Handlers	1
Bookkeepers	1
Checkout Operators and Office Cashiers	1
<i>Total</i>	4

Occupation category based on the *Australian and New Zealand Standard Classification of Occupations*.


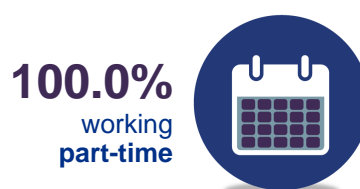
## What industry are they working in?

### Industry

Industry	Total
	number
Construction	1
Transport, Postal & Warehousing	1
Accommodation & Food Services	1
Administrative & Support Services	1
<i>Total</i>	<i>4</i>

Industry categories are based on the *Australian and New Zealand Standard Industrial Classification (ANZSIC)*.

## How are they working?



## Not in Employment

There were **2** respondents not in paid employment at the time of the survey. Both were seeking work.

# Appendix

## Abbreviations

DW	Data withheld
IBD	International Baccalaureate Diploma
NA	Not applicable
NILFET	Not in the labour force, education or training
OP	Overall Position
SAT	School-based apprenticeships and traineeships
TAFE	Technical and further education
VET	Vocational Education and Training

## Explanatory Notes

### Main destination

A structured hierarchy of study and labour force destinations for Year 12 completers, who were assigned to categories as follows:

- students were assigned to the relevant Higher Education or VET category, even if they were also employed
- apprentices and trainees were assigned to their respective category and classified as Education and Training since their training involves study
- those assigned to a labour force category (employed or seeking work) were not also undertaking study
- those who were not studying and not in the labour force (not employed and not seeking work) were categorised as NILFET.

### Main destination categories

#### Education and Training – Higher Education

Bachelor Degree*	Studying at Bachelor Degree level (including Honours), or higher.
------------------	---

#### Education and Training – VET categories

VET Certificate IV+*	Studying at Certificate IV, Diploma, Advanced Diploma or Associate Degree level (excluding apprentices and trainees).
VET Certificate III*	Studying at Certificate III level (excluding apprentices and trainees).
VET Certificate I–II/other*	Studying at Certificate I or II level (excluding apprentices and trainees). This category also includes students in an unspecified VET course, other basic course (e.g. short course) and unknown course level.
Apprenticeship*	Employment-based apprenticeship.
Traineeship*	Employment-based traineeship.

#### Labour force

Full-time employment	Working full-time (35 hours or more per week) and not in an education or training category. This includes people with multiple part-time or casual jobs that total 35 hours or more.
Part-time employment	Working part-time or casual (fewer than 35 hours per week) and not in an education or training category.
Seeking work	Looking for work and not in an education or training category.

#### Not in the Labour Force, Education or Training

NILFET	Not in education or training, not working and not seeking work.
--------	---

\*Some respondents may also be in the labour force.



### More information

For more information about terms and categorisations used in this report, view the Research method section of the *Next Step* website [www.qld.gov.au/nextstep](http://www.qld.gov.au/nextstep)